



SUBARU



**FORESTER**





## Find Adventures, Everywhere

Introducing the all-new Forester – your trusty companion for family adventures. Its bold and rugged design reflects its adventurous spirit, ready for city exploration and camping trips alike. Crafted with family joy in mind, the Forester ensures enduring memories, providing confidence, reliability, and comfort for your next journey.

### Kick Sensor-activated Hands-free Power Rear Gate\*

Easily open and close the rear gate hands-free with a simple foot gesture, allowing for convenient use even when your hands are full.

\* Optional.





## Command Your Next Adventure

The all-new Forester features a large 11.6-inch centre display for easy access to entertainment and controls. Enjoy smooth rides with enhanced security and wireless smartphone connectivity\*1. Additionally, the spacious interior feels open and secure, ensuring a comfortable and fatigue-free ride.

\*1 Availability and compatibility of wireless connectivity may vary depending on market specifications and the type of mobile phone or device used.  
\*2 Qi wireless charging may not be compatible with all mobile phones.  
\*3 Apple CarPlay is a trademark of Apple Inc., registered in the U.S. and other countries.  
\*4 Android and Android Auto are trademarks of Google Inc.

Apple CarPlay and/or Android Auto may not be available in all regions. Additionally, compatibility may vary depending on smartphone specifications. Please contact your local authorised Subaru retailer for more details.  
Driver is always responsible for safe and attentive driving. Please refrain from operating the touchscreen while driving.



Wireless Charger\*2



Wireless Apple CarPlay\*3 and Android Auto\*1\*4



## Generous Comfort

With class-leading space around both front and rear seats, along with comfortable shoulder, elbow, and legroom, every ride becomes an enjoyable journey. From the well-spaced seating arrangement to ample headroom, every detail has been carefully designed with your comfort in mind.

### 60/40-split Folding Rear Seats

The cargo area has plenty of room for all your gear, tailored for your active lifestyle. Plus, the 60/40-split folding rear seats make it easy to fit large items and longer gear.






## Share Your Stories on the Road

Advanced body framework enhancements minimise unwanted noise and vibrations for a peaceful cabin for both front and rear passengers. Whether navigating busy city streets or uneven terrain, enjoy a stress-free journey where conversations flow effortlessly throughout the cabin, allowing everyone to enjoy quality time together.

### Airflow Control System

Enhances stability and smooths out your drive, providing a steady and comfortable interior that contributes to improved handling safety and a stable ride, with minimal swaying inside the vehicle.



Ergonomical Seats with Heating for Reduced Fatigue



## Where Confidence Meets Adventure

Explore with confidence and ease, thanks to the all-new Forester's exceptional rough road capability and agile handling. Whether tackling rugged trails or navigating city streets, enjoy exceptional versatility and peace of mind on every journey.



### Dual-function X-MODE

Experience smooth driving on rough terrain and inclines with X-MODE. It offers reliable support for outdoor adventures and enhances control when reversing, making it easier to free the vehicle from snow or mud, helping you confidently navigate any terrain.



### SI-DRIVE


Subaru Intelligent Drive (SI-DRIVE) tailors engine response to your preferences, offering both an Intelligent (I) mode for fuel efficiency and a Sport (S) mode for enhanced driving enjoyment with powerful acceleration.



SUBARU  
CORE TECHNOLOGY

## The Subaru Difference

Subaru's core technologies identify the Subaru brand and give you the unique driving feel you can find only in a Subaru. These core systems allow Subaru vehicles to live up to its standards in performance, comfort, safety, and reliability while keeping its promise to deliver enjoyment and peace of mind to all passengers.



### 01 Lineartronic + Active Torque Split AWD

Lineartronic adjusts to any ratio in its range for smooth and stepless gear changes that keep the engine in its most efficient range for efficient and smooth acceleration, driving performance and better fuel efficiency. It comes paired with Subaru's active torque split AWD system. Its default torque is well-balanced front to rear and adjusts in response to real-time traction conditions.

### 02 SUBARU BOXER Engine

A boxer engine, or a horizontally opposed engine, is an engine configuration in which its pistons move toward each other in a horizontal direction. Subaru has been solely committed to the SUBARU BOXER engine for its many advantages over other engine types, providing stability and reliable performance in its vehicles.



### 03 Subaru Global Platform

The latest technologies added to the evolved Subaru Global Platform, together with Symmetrical AWD, provide all passengers with even greater enjoyment and peace of mind. Overall driving dynamics are greatly enhanced, allowing everyone to spend an enjoyable and fulfilling time together.

### 04 Full Inner Frame Structure

A full inner frame construction and wider structural adhesive use help reduce sudden body movements while driving. A unified feel of steering and vehicle movement provide better driving dynamics and stability on any road.

### 05 SUBARU e-BOXER

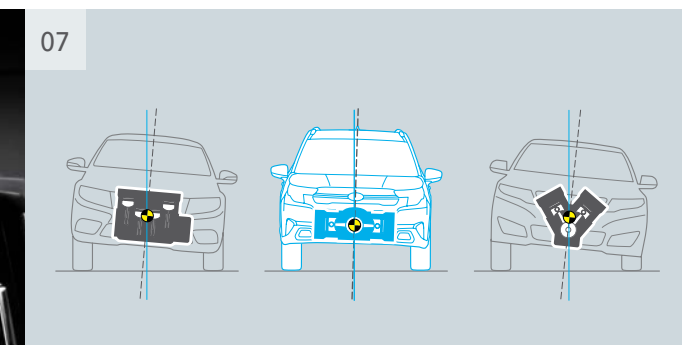
For efficient driving, the SUBARU e-BOXER system adjusts the power-split ratio between the dedicated 2.0-litre direct-injection engine and the electric motor to match the driving condition. When paired with Lineartronic, the result is quiet, smooth, and powerful performance for a comfortable and enjoyable drive in many situations.

### 06 Driver Monitoring System

Driver Monitoring System is a state-of-the-art safety support system that utilises a dedicated camera and facial recognition software to monitor fatigue or lack of attention. It recognises up to five pre-registered drivers to provide customised driver settings for a comfortable, convenient, and personalised driving experience.

### 07 Naturally Balanced

The engine's flat design is inherently self-balancing, generating less vibration than other engine types.







**Subaru's Latest EyeSight\*1 Technology**

With Subaru's latest EyeSight\*1 technology, now equipped with a wide-angle monocular camera, safety is further enhanced by significantly expanding the detection range via front radar, particularly for pedestrians and bicycles, ensuring a safer drive.

## Advanced Safety for Every Journey

Experience driving with peace of mind, thanks to Subaru's advanced safety features. The all-new Forester prioritises your safety on every journey with EyeSight\*1 technology and enhancements to the Subaru Global Platform. Plus, the newly added Emergency Driving Stop System helps keep you well-protected and confident behind the wheel, detecting and responding to potential driver-related issues.

### PRIMARY

Outstanding visibility, optimal driving position, and intuitive controls help keep you safe from the moment you enter your vehicle.

### PREVENTIVE

Advanced safety technologies such as EyeSight\*1 helps avoid collisions before they happen.

### ACTIVE

Core technologies like Symmetrical AWD and Subaru Global Platform allow precise control of the basic elements of driving—driving, turning, and braking.

### PASSIVE

Designed to keep you safe in the event of a collision with features such as the cabin-protecting engine layout, Subaru Global Platform, and SRS\*2 airbags.

The driver is always responsible for safe and attentive driving and observance of traffic regulations. Please do not depend solely on these safety features for safe driving. There are limitations to the features of this system. See Owner's Manual for complete details on system operation and limitations. Please ask your retailer for more details.

\*1 EyeSight is a driving support system which may not operate optimally under all driving conditions. The driver is always responsible for safe and attentive driving and observance of traffic regulations. System effectiveness depends on many factors such as vehicle maintenance, weather, and road conditions. See Owner's Manual for complete details on system operation and limitations for EyeSight including functions in this brochure.

\*2 Effective when used in conjunction with seatbelts.

## EyeSight Driver Assist Features



### Front Pre-Collision Braking System\*1

Can help avoid a collision with a buzzer and flashing indicator when the system detects a high possibility of a front collision in areas with poor visibility such as intersections or when leaving a parking spot.



### Intelligent Adaptive Cruise Control

Seamlessly and more safely adjusting the cruising speed of the vehicle involves comparing the vehicle's position information with map data, in addition to sign recognition using a stereo camera. Enjoy a stress-free drive with automatic acceleration and deceleration, ensuring a smooth journey.



### Adaptive Cruise Control

Can look ahead and help automatically adjust your speed and distance from the vehicle ahead, a convenience in stop-and-go traffic.



### Emergency Lane Keep Assist

Can help reduce dangerous lane departures when it detects vehicles in an adjacent lane or oncoming vehicles with a warning buzzer and flashing indicator while assisting steering operation.

### Other Driver Assist Features:

- Autonomous Emergency Steering
- EyeSight Assist Monitor
- High Beam Assist (HBA)\*2
- Lane Centring Control and Preceding Vehicle Adaptive Steering Control
- Lane Departure Prevention\*3
- Lead Vehicle Start Alert
- Manual Speed Limiter
- Pre-Collision Braking System\*1
- Pre-Collision Throttle Management
- Traffic Sign Recognition / Intelligent Speed Limiter

## Standard Safety Features



### Emergency Driving Stop System

Can automatically bring the vehicle to a complete stop when it detects a prolonged period without steering input by the driver, indicating a potential emergency situation. This helps prevent collisions and ensures the safety of both occupants and others on the road.



### LED Cornering Lamps

The LED cornering lamps help illuminate the vehicle's front during turns, helping with early detection of pedestrians and bicycles to prevent accidents.



### Supplemental Restraint System (SRS)\*4 Airbags

A far side airbag enhances protection from side collisions. Paired with a passenger seat cushion airbag for improved frontal collision safety, the all-new Forester helps protect you with nine airbags in total.



### High Visibility

Engineered for safety, the all-new Forester prioritises improved visibility in real-world driving scenarios. Clearer sightlines help spot obstructions early, providing peace of mind on every journey.

### Other Safety Features:

- Active Torque Vectoring
- Auto Vehicle Hold
- Cabin-protecting Layout
- Hazard Avoidance
- Reverse Automatic Braking (RAB)
- Ring-shaped Reinforcement Frame
- Steering Responsive Headlights (SRH)
- Subaru Rear Vehicle Detection (SRVD)
- Vehicle Dynamics Control System

For illustration purposes only. Not actual measurements.

\*1 Pre-Collision Braking System may not work in all situations. Depending on the speed difference from objects, the object's height, and other conditions, every situation may not meet the necessary conditions for EyeSight to work optimally.

\*2 Optional.

\*3 Helps prevent unintended road departure, even on roads without lane markings. By recognising boundaries outside the road such as grass, it can assist with steering operation to keep your vehicle in the lane.

\*4 Effective when used in conjunction with seatbelts.





### FORESTER 2.0i-S EyeSight

DIMENSIONS ..... L x W x H: 4670 x 1830 x 1730 mm  
 POWER UNIT ..... Horizontally opposed, 4-cylinder, 2.0L DOHC 16-valve + Motor  
 CAPACITY ..... 1995 cc  
 MAX OUTPUT ..... SUBARU BOXER Engine: 100 kW (136 PS) / 5,600 rpm  
 Motor: 12.3 kW (16.7 PS)  
 MAX TORQUE ..... SUBARU BOXER Engine: 182 Nm (18.6 kgfm) / 4,000 rpm  
 Motor: 66 Nm (6.7 kgfm)  
 TRANSMISSION ..... Lineartronic, AWD



River Rock Pearl



### FORESTER 2.0i-L EyeSight

DIMENSIONS ..... L x W x H: 4670 x 1830 x 1730 mm  
 POWER UNIT ..... Horizontally opposed, 4-cylinder, 2.0L DOHC 16-valve + Motor  
 CAPACITY ..... 1995 cc  
 MAX OUTPUT ..... SUBARU BOXER Engine: 100 kW (136 PS) / 5,600 rpm  
 Motor: 12.3 kW (16.7 PS)  
 MAX TORQUE ..... SUBARU BOXER Engine: 182 Nm (18.6 kgfm) / 4,000 rpm  
 Motor: 66 Nm (6.7 kgfm)  
 TRANSMISSION ..... Lineartronic, AWD



Brilliant Bronze Metallic



### FORESTER 2.0i-Sport EyeSight

DIMENSIONS ..... L x W x H: 4670 x 1830 x 1730 mm  
 POWER UNIT ..... Horizontally opposed, 4-cylinder, 2.0L DOHC 16-valve + Motor  
 CAPACITY ..... 1995 cc  
 MAX OUTPUT ..... SUBARU BOXER Engine: 100 kW (136 PS) / 5,600 rpm  
 Motor: 12.3 kW (16.7 PS)  
 MAX TORQUE ..... SUBARU BOXER Engine: 182 Nm (18.6 kgfm) / 4,000 rpm  
 Motor: 66 Nm (6.7 kgfm)  
 TRANSMISSION ..... Lineartronic, AWD



Crystal White Pearl





## FEATURES



LED Headlamps



19-inch Aluminium-alloy Wheels  
(2.0i-S EyeSight)



18-inch Aluminium-alloy Wheels  
(2.0i-L EyeSight)



18-inch Aluminium-alloy Wheels  
(2.0i-Sport EyeSight)



LED Front Fog Lamps



Roof Rails (low profile)  
Roof Rails (ladder)



Front USB Ports (Type-A and C) and  
Rear USB Power Ports



10-way Power Driver's Seat\*



Premium Audio System with  
Harman/Kardon Speakers\*



Power-sliding, Tilt-adjustable  
Glass Sunroof\*




Rear Ventilation System




Cargo Hooks

\* Optional.

## EXTERIOR COLOURS



Crystal White Pearl




Ice Silver Metallic



Magnetite Grey Metallic




Crystal Black Silica



Horizon Blue Pearl\*



Sapphire Blue Pearl\*



Autumn Green Metallic



Cashmere Gold Opal\*



Brilliant Bronze Metallic\*



River Rock Pearl




Crimson Red Pearl\*



## SEAT MATERIALS



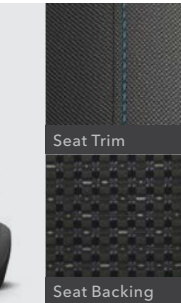
Black Leather (2.0i-S EyeSight)



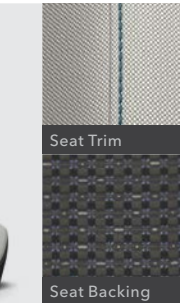
Brown Leather (2.0i-S EyeSight)



Black Fabric (2.0i-L EyeSight)



Platinum Fabric (2.0i-L EyeSight)

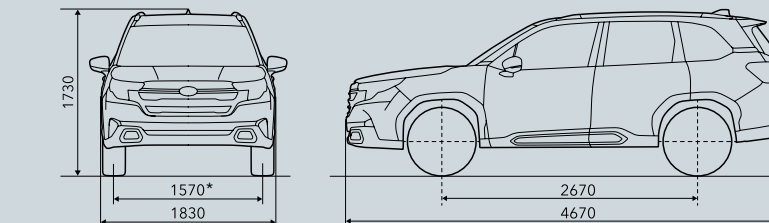


Polyurethane (2.0i-Sport EyeSight)



\* Not available on Sport model.

## DIMENSIONS



Dimensions are measured in accordance with standard measurement of SUBARU CORPORATION.  
\* When equipped with 19-inch wheels.

eCall for this vehicle cannot be used in areas where 2G networks are unavailable.

Colours may appear differently from the actual vehicle due to printing and web device environments. Additionally, colour and seat variations may vary by market.

Not all features, options, or packages are available for all models and regions. See your specification sheet for availability. Please contact your local authorised Subaru retailer for more details.

SUBARU CORPORATION reserves the right to alter specifications and equipment without notice. Details of specifications, equipment, colour availability and lineup are subject to suit local conditions and requirements. Please inquire at your local retailer for details of any changes that might be required for your area.



