




SUBARU



IMPREZA |

## Your Everyday Joyride

Introducing the all-new Impreza. Whether you're heading out for a weekend adventure or tackling your daily commute, its playful design adds an extra dose of excitement to your drive. With advanced features, the Impreza ensures a comfortable and practical driving experience, making every journey enjoyable and leaving you eager for the next one. And rest assured, Subaru's renowned safety features provide peace of mind for everyone onboard.



## Sporty, Comfortable, and Fun

Experience the smooth and comfortable driving of the all-new Impreza. Its refined suspension and responsive handling provide a balanced and enjoyable ride on any road. Whether you're navigating city streets or cruising on the open highway, the Impreza offers a fun-filled driving experience that allows you to relax and enjoy the journey.



## Step into a World of Fun

Designed to evoke a sporty and active atmosphere, the all-new Impreza's spacious cabin offers ample room for both passengers and cargo. The intuitive 11.6-inch touchscreen display and latest infotainment system keep you connected on the go.

\*1 Apple CarPlay is a trademark of Apple Inc., registered in the U.S. and other countries.  
\*2 Android and Android Auto are trademarks of Google Inc.  
Apple CarPlay and/or Android Auto may not be available for all models and regions. Please contact your local authorised Subaru retailer for more details.  
Driver is always responsible for safe and attentive driving. Please refrain from operating the touchscreen while driving.



### 01 11.6-inch Centre Display

The large 11.6-inch touchscreen display allows intuitive, smartphone-like operation for audio and other useful functions, while supporting a wide range of infotainment features such as Apple CarPlay\*<sup>1</sup> and Android Auto\*<sup>2</sup>.

### 02 Front USB Ports (Type-A and C) and Rear USB Power Ports

Plug your mobile music device into the front USB ports to play your music through the audio system. Convenient USB charging ports are available for rear seat passengers behind the centre console box.

## Go Where the Fun Takes You

Whether you're zipping through city streets or conquering winding roads, the Impreza delivers a dynamic and responsive performance that keeps you engaged. Symmetrical All-Wheel Drive and improved driving dynamics ensures a safe and enjoyable time for everyone on board.

### 01 Lineartronic + Active Torque Split AWD

Lineartronic adjusts to any ratio in its range for smooth and stepless gear changes that keep the engine in its most efficient range for efficient and smooth acceleration, driving performance and better fuel efficiency. It comes paired with Subaru's active torque split AWD system. Its default torque is well-balanced front to rear and adjusts in response to real-time traction conditions.

### 02 SUBARU BOXER Engine + Electric Technology

For efficient driving, the SUBARU e-BOXER system adjusts the power-split ratio between the dedicated 2.0-litre direct-injection engine and the electric motor to match the driving condition. When paired with Lineartronic, the result is quiet, smooth, and powerful performance for a comfortable and enjoyable drive in many situations. What's more, the motor and battery's longitudinal placement along the vehicle's centreline complements the vehicle's stability and balance it gets from the low centre of gravity SUBARU BOXER engine and inherently stable Symmetrical AWD design.



### Wide-angle Monocular Camera

An additional wide-angle monocular camera works with the dual-camera system for improved detection of pedestrians and bicycles at low speeds.

## Subaru All-Around Safety

At Subaru, safety comes first. That's why Subaru has dedicated itself to fine-tuning, testing, and retesting its advanced safety features. With the latest in collision protection/avoidance systems and core technologies like Subaru Global Platform and Symmetrical AWD, Subaru continues its 'people first' policy by improving All-Around Safety and envisions an accident-free future.

Outstanding visibility, optimal driving position, and intuitive controls help keep you safe from the moment you enter your vehicle.

Core technologies like Symmetrical AWD and Subaru Global Platform allows precise control of the basic elements of driving—driving, turning, and braking.

<b>PRIMARY</b>	<b>ACTIVE</b>
<b>PREVENTIVE</b>	<b>PASSIVE</b>

Advanced safety technologies such as EyeSight\*1 helps avoid collisions before they happen.

Designed to keep you safe in the event of a collision with features such as the cabin-protecting engine layout and SRS\*2 airbags.

\*1 EyeSight is a driving support system which may not operate optimally under all driving conditions. The driver is always responsible for safe and attentive driving and observance of traffic regulations. System effectiveness depends on many factors such as vehicle maintenance, weather, and road conditions. See Owner's Manual for complete details on system operation and limitations for EyeSight including functions in this brochure.

\*2 Effective when used in conjunction with seatbelts.

\*3 Pre-Collision Braking System may not work in all situations. Depending on the speed difference from objects, the object's height, and other conditions, every situation may not meet the necessary conditions for EyeSight to work optimally.

\*4 Optional.

The driver is always responsible for safe and attentive driving and observance of traffic regulations. Please do not depend solely on these safety features for safe driving. There are limitations to the features of this system. See Owner's Manual for complete details on system operation and limitations. Please ask your retailer for more details.

## EyeSight Driver Assist Features



### Emergency Lane Keep Assist

Can help reduce dangerous lane departures when it detects vehicles in an adjacent lane or oncoming vehicles with a warning buzzer and flashing indicator while assisting steering operation.



### Front Pre-Collision Braking\*3

Can help avoid a collision with a buzzer and flashing indicator and braking assistance when the system detects a high possibility of a front collision in areas with poor visibility such as intersections or when leaving a parking spot.



### Road Edge Lane Departure Prevention

Can help keep your vehicle in the lane by recognising lane markings and assisting with steering wheel operation to prevent unintended road departure. Can work even on roads without lane markings by recognising boundaries outside the road such as grass.



### Traffic Sign Recognition / Intelligent Speed Limiter

Traffic Sign Recognition can recognise traffic signs and display it on the multi information display. Intelligent Speed Limiter can automatically match the vehicle's maximum speed to the recognised speed limit.

### Other Driver Assist Features:

Pre-Collision Braking System\*3 / Autonomous Emergency Steering / Adaptive Cruise Control / Lane Centring Control and Preceding Vehicle Adaptive Steering Control / Pre-Collision Throttle Management / Lead Vehicle Start Alert / Manual Speed Limiter / EyeSight Assist Monitor

## Standard Safety Features



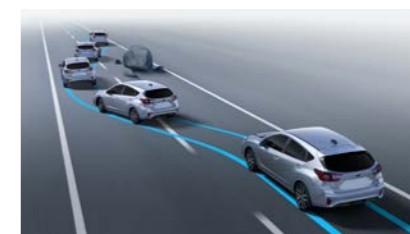
### Reverse Automatic Braking (RAB)

Four sensors on the rear bumper detect obstructions behind the vehicle when reversing. If detected, the system can alert the driver with warning sounds and automatically apply the brakes to avoid a collision or reduce collision damage.



### Supplemental Restraint System (SRS)\*2 Airbags

Front SRS\*2 airbags, front side SRS\*2 airbags, curtain SRS\*2 airbags, a knee SRS\*2 airbag, a seat cushion SRS\*2 airbag, and a far side SRS\*2 airbag come standard to give all passengers a higher level of protection in the event of a collision.



### Hazard Avoidance

Made possible by the Subaru Global Platform, the lower centre of gravity design, enhanced suspension system, and rigidity improvements provide a vehicle that responds immediately when evasive actions are taken, helping avoid hazards on the road.



### LED Cornering Lamps

The LED cornering lamps help prevent nighttime accidents at intersections. When turning left or right, they provide bright illumination of the area ahead towards the direction of travel, helping detect pedestrians and bicycles early.

### Other Safety Features:

High Visibility / Subaru Rear Vehicle Detection (SRVD) / High Beam Assist (HBA)\*4 / Steering Responsive Headlights (SRH) / Auto Vehicle Hold / Vehicle Dynamics Control System + Active Torque Vectoring / Cabin-Protecting Layout / Ring-Shaped Reinforcement Frame



## Load Up and Go

The all-new Impreza supports your active lifestyle with its generous cargo capacity and a wide opening that makes loading various cargo types easy. The 60/40-split folding rear seats offer flexibility to accommodate large cargo and long items. Whether it's everyday errands or extraordinary adventures, the versatile cargo area adapts to your active lifestyle.



### 01 Rear Gate Trim / Side Sill Plate

The rear gate trim and rear door side sill plates feature a non-slip, scratch-resistant texture with a mountain range motif design that connect seamlessly to create a harmonious and playful atmosphere that's also functional.

### 02 60/40-split Folding Rear Seats

Easily store longer items with the versatile folding rear seat backs.

## FEATURES



### 01 LED Headlamps

Be seen during the day and see well at night with auto-levelling bifunctional headlamps. The modern and agile design of the LED headlamps keep them sleek and compact while improving visibility at night.

### 05 10-way Power Driver's Seat\*

The 10-way power driver's seat with a 2-way power lumbar support encourages a natural and comfortable driving posture for comfort on long drives.

### 02 17-inch Aluminium-alloy Wheels

Experience sportiness with the 17-inch aluminium-alloy wheels, featuring a sporty, thick spoke design.

### 06 Console Box

Conveniently secure smaller items in the wider and larger-capacity console box.

### 03 LED Rear Fog Lamp

Useful in reduced visibility due to fog, snow, smoke, or dust.

### 07 Driver Monitoring System

A dedicated camera and facial recognition software monitor driver fatigue and attention levels, recognising up to five pre-registered drivers for personalised settings and a convenient driving experience.

### 04 Power-sliding, Tilt-adjustable Glass Sunroof\*

A sunroof allows light in the cabin for a pleasant and comfortable ride for all.

### 08 Dual-zone Auto A/C with 11.6-inch Touchscreen Operation

Other than frequently used functions like temperature control and defroster, intuitive air conditioning operation on the touchscreen display creates a clean and neat interior design.

\* Optional.

## LINEUP

### IMPREZA 2.0i-S EyeSight

DIMENSIONS..... L x W x H: 4490 x 1780 x 1515 mm  
 POWER UNIT..... Horizontally opposed, 4-cylinder, 2.0L DOHC 16-valve + Motor  
 CAPACITY..... 1995 cc  
 MAX OUTPUT..... SUBARU BOXER Engine: 100 kW (136 PS) / 5,600 rpm  
 Motor: 12.3 kW (16.7 PS)  
 MAX TORQUE..... SUBARU BOXER Engine: 182 Nm (18.6 kgfm) / 4,000 rpm  
 Motor: 66 Nm (6.7 kgfm)  
 TRANSMISSION..... Lineartronic, AWD



Oasis Blue



## EXTERIOR COLOURS




Crystal White Pearl

Ice Silver Metallic

Magnetite Grey Metallic

Crystal Black Silica

Oasis Blue




Horizon Blue Pearl

Sapphire Blue Pearl

Sun Blaze Pearl

Pure Red

## SEAT MATERIALS

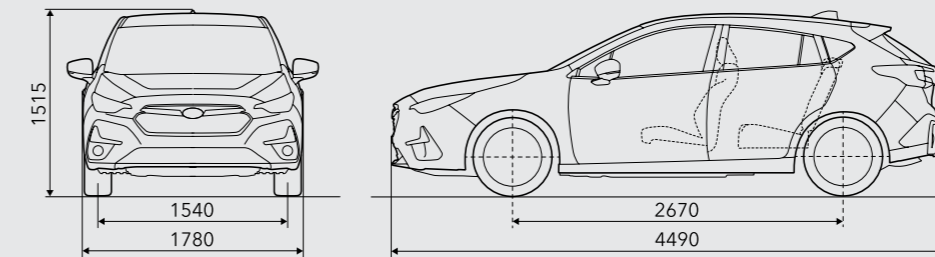


Leather\*

Jersey (2.0i-S EyeSight)

\* Optional.  
 Owing to printing locations, colours may differ slightly from those shown in this chart.  
 In addition, colours and seat variations may vary according to the individual market.

## DIMENSIONS



Dimensions are measured in accordance with standard measurement of SUBARU CORPORATION.

eCall for this vehicle cannot be used in areas where 2G networks are unavailable.

Not all features, options, or packages are available for all models and regions. See your specification sheet for availability. Please contact your local authorised Subaru retailer for more details.

SUBARU CORPORATION reserves the right to alter specifications and equipment without notice. Details of specifications, equipment, colour availability and lineup are subject to suit local conditions and requirements. Please inquire at your local retailer for details of any changes that might be required for your area.

